



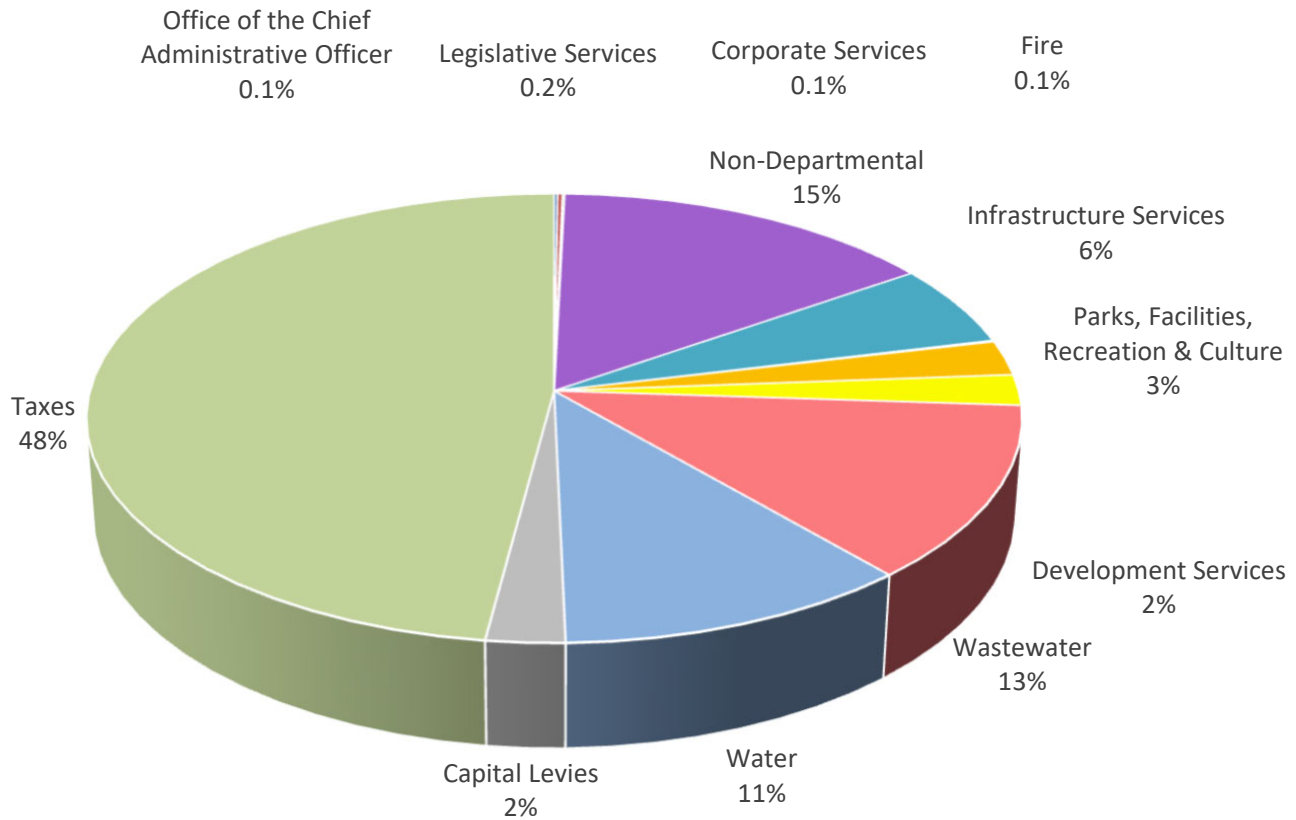
View Toward Sustainability

2023 APPROVED OPERATING BUDGET



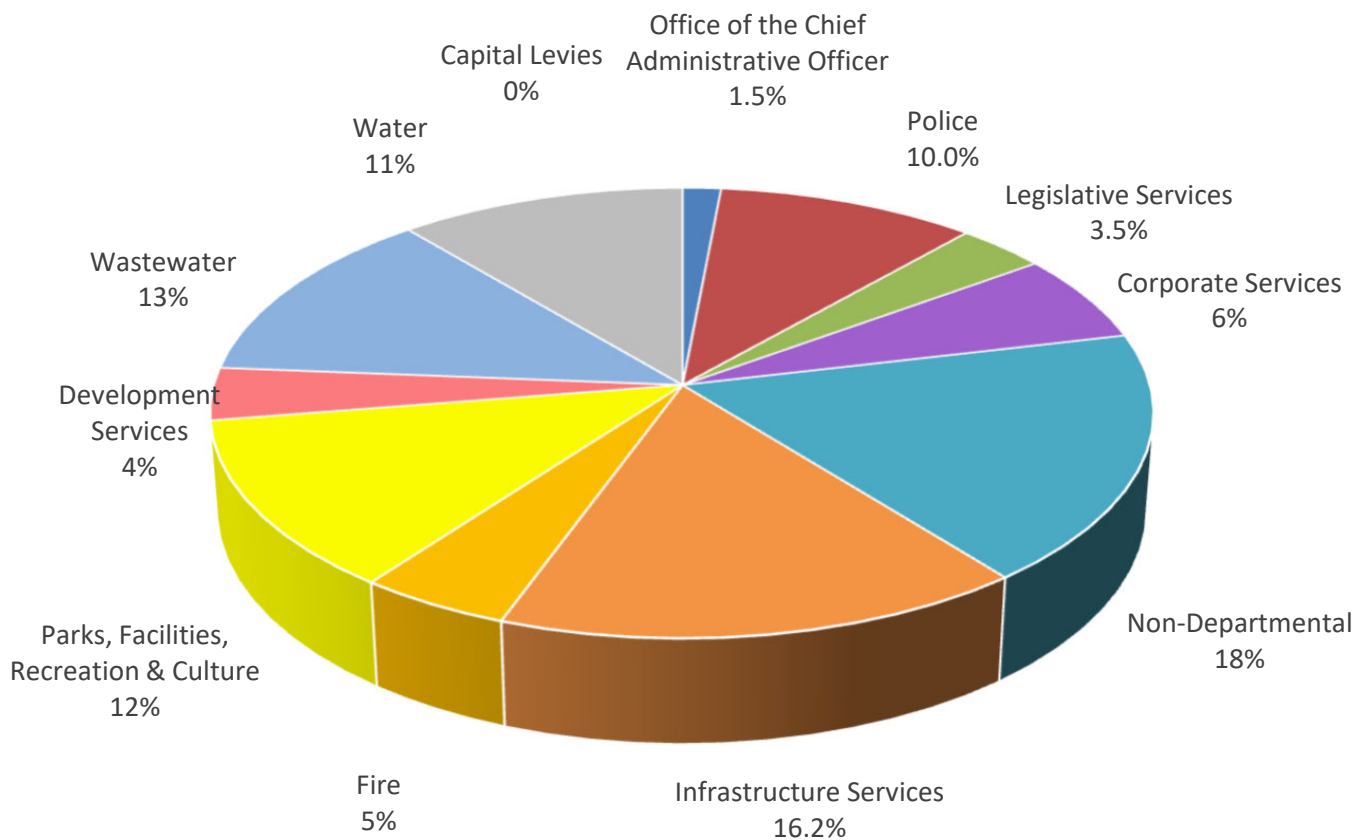
2023 Operational Revenues

Following is a breakdown of the \$56,299,119 total operating revenue in the Budget for taxation, water rate and wastewater rate funded budget centres in 2022:



2023 Operational Expenses

Following is a breakdown of the \$56,299,119 total operating expenses in the Budget for taxation, water rate and wastewater rate funded budget centres in 2022:



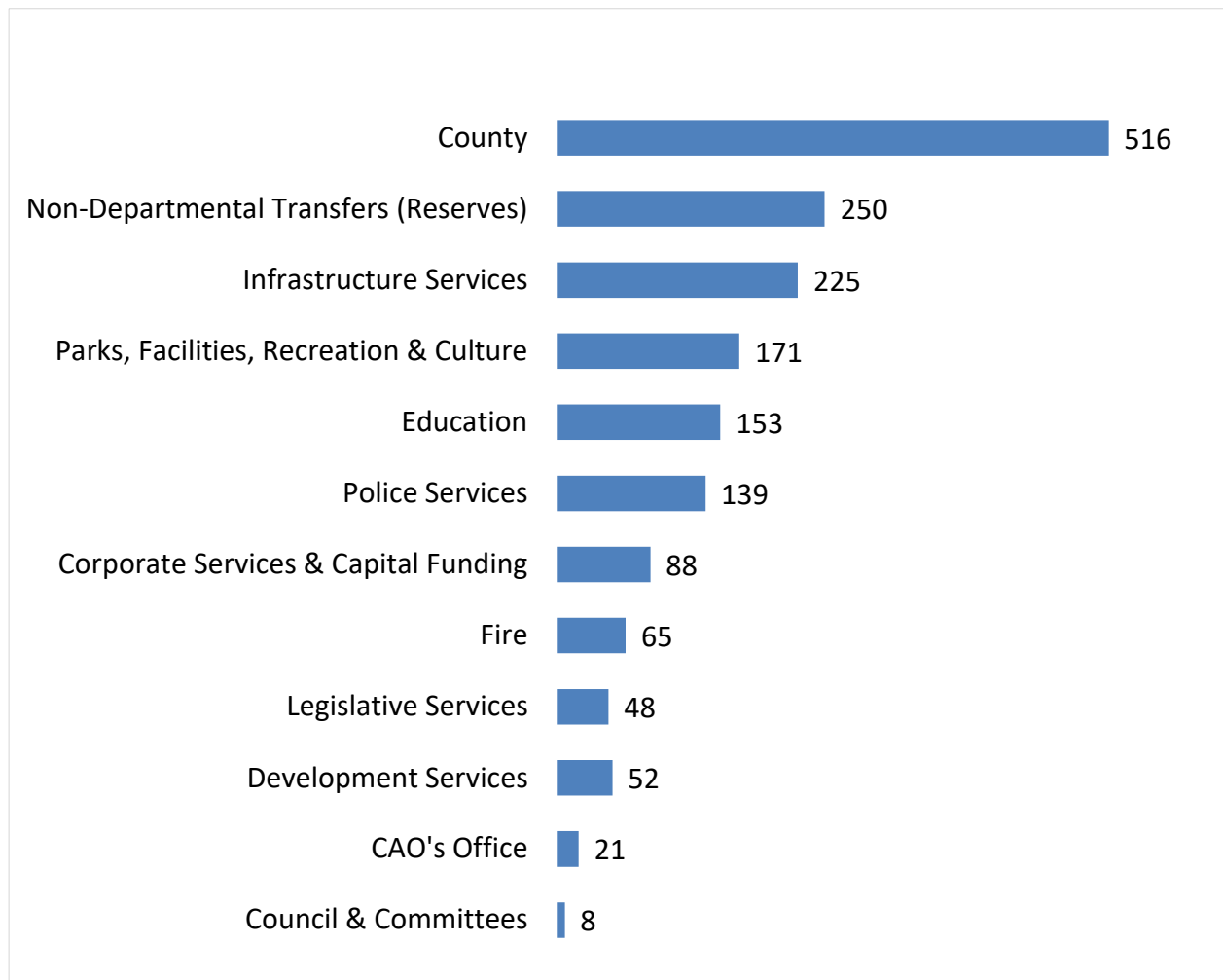
2023 Property Taxes

Following is a breakdown of the services funded by property taxes in 2023:

How Amherstburg Tax Dollars Work for You in 2023

Based on Residential Dwelling per \$100,000 of assessed value

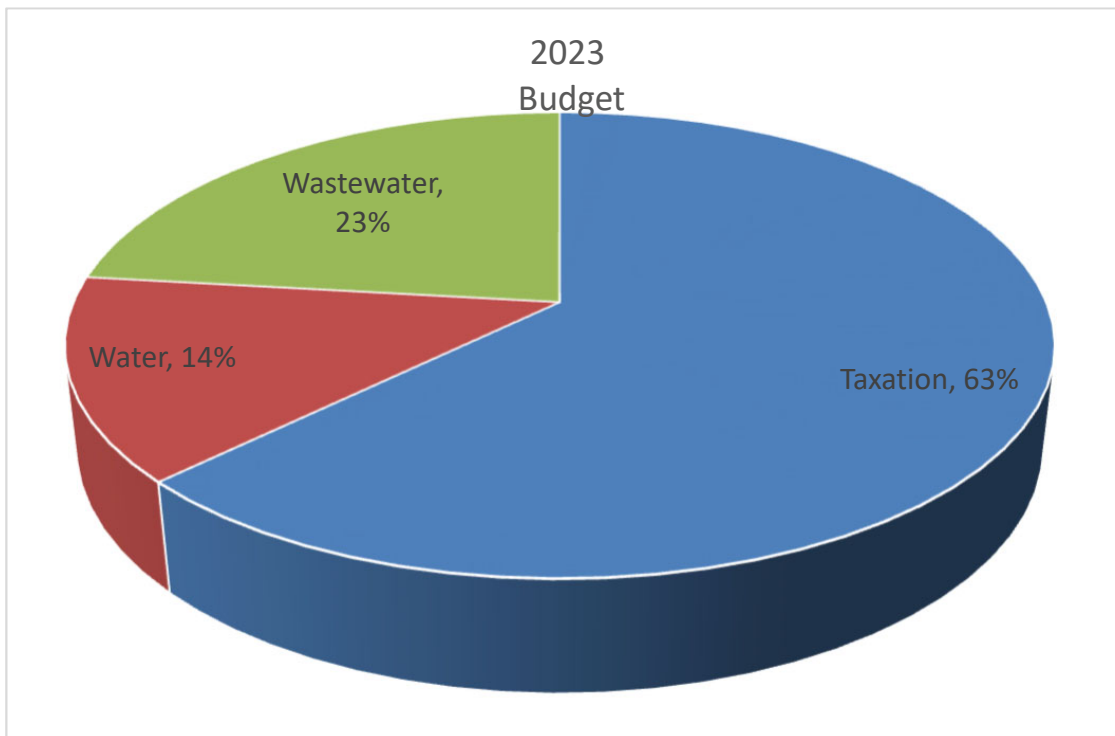
Amherstburg Levy	\$ 1,067	61%
County Levy	516	30%
Education Levy	153	9%
Total Tax Bill	\$ 1,736	



2023 Summary of Impact - Tax, Water and Wastewater

Following is a breakdown of property tax and user fees for 2022:

Taxation	\$	2,667
Water		598
Wastewater		986
	\$	<u>4,251</u>



Assumptions:

Based on Residential Dwelling Valued at \$250,000

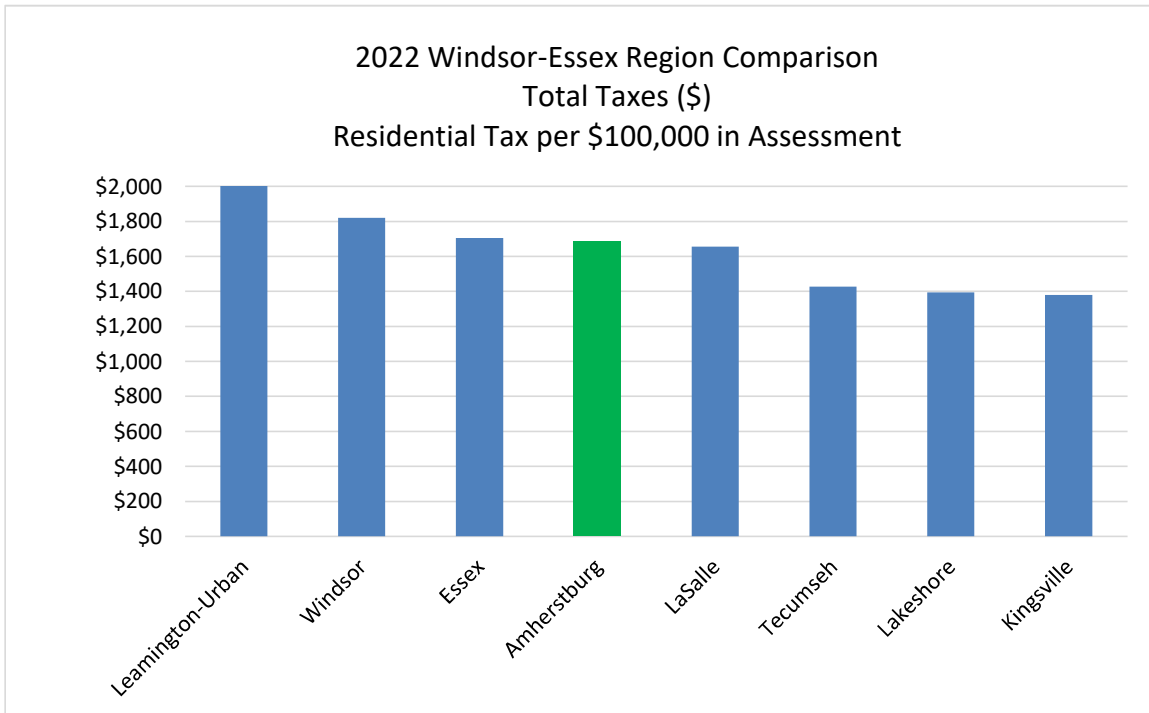
Water rate is same as 2022.

Wastewater rate is same as 2022

Water usage of 20m³/mo

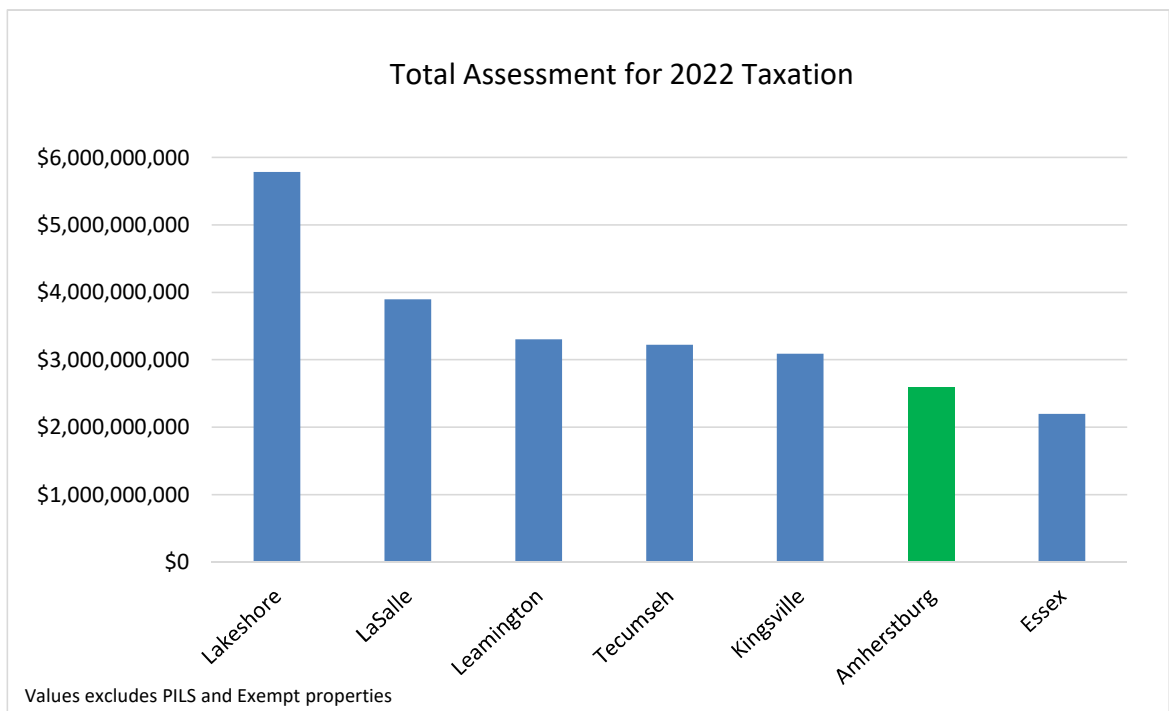
2022 Property Taxes

Following is a comparison of property taxes charged by various municipalities in the Windsor Essex region:



2022 Total Assessment

Assessment from 2022 Assessment Totals Report



Town of Amherstburg
Summary of Revenues
2023 Budget
Year ending December 31, 2023

	2021 Budget	2022 Budget	2022 Nov YTD Actuals	2023 Budget	2022 vs 2023 Budget Variance Fav/(Unfav)
Department					
Budget Centre					
Office of the Chief Administrative Officer					
Police	-	75,000	99,628	75,000	-
Legislative Services					
Clerk's Office	17,000	22,000	33,718	22,000	-
Licensing & Enforcement	68,100	71,600	81,049	83,600	12,000
Corporate Services					
Financial Services	41,000	48,000	44,620	48,000	-
Non-Departmental	5,177,887	8,584,153	9,427,734	8,426,712	(157,441)
Fire	46,000	45,000	66,662	55,000	10,000
Parks, Facilities, Recreation & Culture					
Facilities	359,763	342,779	235,934	342,779	-
Libro Centre	501,021	673,621	294,143	768,313	94,692
Parks	-	5,500	2,970	5,500	-
Recreation Services	200,700	181,000	152,979	202,000	21,000
Tourism & Culture	75,000	105,000	137,511	90,000	(15,000)
Development Services					
Building	538,360	857,400	1,391,287	965,100	107,700
Planning	79,725	107,560	138,188	275,966	168,406
Infrastructure Services					
Drainage	1,468,720	1,961,720	115,281	2,463,720	502,000
Public Works	672,200	774,000	784,418	834,000	60,000
Total Non-Taxation Revenues	9,245,476	13,854,333	13,006,122	14,657,690	803,357
Capital Special Levy	1,302,664	1,336,489	-	1,370,849	34,359
TAXES LEVIED	24,557,765	25,492,485	-	26,974,125	1,481,640
TOTAL TAX LEVY	25,860,429	26,828,974	-	28,344,973	1,515,999
TOTAL TAX REVENUE	35,105,905	40,683,307	13,006,122	43,002,663	2,319,356
TOTAL WATER REVENUE	5,236,633	5,913,137	5,743,644	6,202,497	289,360
TOTAL WASTEWATER REVENUE	6,682,347	7,354,247	7,068,020	7,093,959	(260,289)
TOTAL TOWN REVENUE	47,024,885	53,950,691	25,817,786	56,299,119	2,348,427

Town of Amherstburg
 Summary of Expenses
 2023 Budget
 Year ending December 31, 2023

	2021 Budget	2022 Budget	2022 Nov YTD Actuals	2023 Budget	2022 vs 2023 Budget Variance Fav/(Unfav)
Department:					
Budget Centre:					
Council & Committees	326,184	326,976	224,010	308,372	18,604
Office of the Chief Administrative Officer					
CAO's Office	1,203,791	811,942	793,147	827,733	(15,791)
Police	5,411,932	5,472,437	5,055,025	5,608,808	(136,371)
Legislative Services					
Clerk's Office	1,289,134	1,428,519	1,587,849	1,474,040	(45,521)
Licensing & Enforcement	461,413	455,462	390,326	478,147	(22,685)
Corporate Services					
Financial Services	1,530,387	1,559,654	1,282,360	1,580,054	(20,400)
Human Resources	772,193	757,685	705,487	790,829	(33,144)
Information Technology	1,174,162	1,077,051	1,029,622	1,168,188	(91,137)
Non-Departmental	5,433,147	9,614,707	9,267,552	10,092,133	(477,426)
Fire	2,336,059	2,446,165	1,903,139	2,604,443	(158,278)
Parks, Facilities, Recreation & Culture					
Facilities	871,672	959,974	628,552	1,060,759	(100,785)
Libro Centre	2,738,419	2,756,472	2,219,180	3,084,954	(328,482)
Parks	1,327,060	1,369,647	1,124,783	1,383,478	(13,831)
Recreation Services	568,007	616,085	499,350	668,563	(52,478)
Tourism & Culture	516,871	578,917	603,427	684,535	(105,618)
Development Services					
Building	538,360	857,400	608,434	965,100	(107,700)
Planning	700,875	579,586	416,639	772,923	(193,337)
Economic Development	-	174,304	176,751	367,541	(193,237)
Infrastructure Services					
Drainage	1,557,804	2,053,110	126,178	2,552,609	(499,499)
Public Works	5,851,479	6,287,215	6,061,759	6,529,453	(242,238)
Subtotals	34,608,948	40,183,308	34,703,570	43,002,663	(2,819,355)
TOTAL OPERATING EXPENSES	34,608,948	40,183,308	34,703,570	43,002,663	(2,819,355)
TAXATION FUNDED CAPITAL EXPENDITURES	496,958	500,000	-	-	500,000
	496,958	500,000	-	-	500,000
TOTAL TAXATION FUNDED EXPENDITURES	35,105,905	40,683,307	34,703,570	43,002,663	(2,319,355)
					-
					-
TOTAL WATER EXPENSES	5,236,633	5,913,137	110,270	6,202,497	(289,360)
OPERATING EXPENSES	3,796,473	3,568,398	110,270	6,202,497	(2,634,100)
CAPITAL EXPENDITURES	1,440,160	2,344,740	-	-	2,344,740
TOTAL WASTEWATER EXPENSES	6,682,348	7,354,247	6,261,162	7,093,959	260,288
OPERATING EXPENSES	6,421,507	5,597,151	6,261,162	7,093,959	(1,496,808)
CAPITAL EXPENDITURES	260,841	1,757,096	-	-	1,757,095
TOTAL EXPENSES	47,024,885	53,950,691	41,075,002	56,299,119	(2,348,427)

Town of Amherstburg
 Summary of Expenses By Type
 2023 Budget
 Year ending December 31, 2023

	2021 Budget	2022 Budget	2022 Nov YTD Actuals	2023 Budget	2022 vs 2023 Budget Variance Fav/(Unfav)
Department:					
Budget Centre:					
Salaries	9,344,374	9,524,640	7,687,951	10,720,481	(1,195,841)
Benefits	2,631,055	2,893,244	2,339,625	3,396,789	(503,545)
Subtotals	11,975,429	12,417,884	10,027,577	14,117,270	(1,699,386)
General Expenses	3,968,549	3,838,979	3,501,917	3,684,888	154,091
Contracted Services	5,118,581	5,254,086	4,915,939	5,350,457	(96,371)
Equipment and Vehicles	624,550	713,680	701,704	724,253	(10,573)
Maintenance	900,800	1,137,075	851,359	1,187,575	(50,500)
Utilities	1,099,600	1,142,800	783,397	1,114,800	28,000
Road Maintenance	1,431,750	1,166,750	1,187,934	1,184,250	(17,500)
Solid Waste	1,466,700	1,509,700	1,495,871	1,561,200	(51,500)
Other Expenses	1,748,250	2,152,000	261,364	2,754,000	(602,000)
Debt Payments	979,719	778,567	713,687	778,568	(0)
					-
Committees	29,800	34,300	5,779	27,405	6,895
Crossing Guards	23,832	24,934	-	27,785	(2,851)
Grants and Waivers	161,967	166,179	84,024	185,485	(19,306)
Retiree Benefits	349,570	349,570	337,357	349,570	-
					-
Transfers to Reserves	4,729,849	9,496,803	9,658,910	9,955,157	(458,354)
Subtotals	22,633,517	27,765,423	24,499,242	28,885,393	(1,119,969)
TOTAL OPERATING EXPENSES	34,608,946	40,183,307	34,526,818	43,002,663	(2,819,356)
TAXATION FUNDED CAPITAL EXPENDITURES	496,958	500,000	500,000		500,000
TOTAL TAX EXPENSES	35,105,904	40,683,307	35,026,818	43,002,663	(2,319,356)
WATER EXPENSES					
Salaries	865,586	902,147	777,733	937,034	(34,887)
Benefits	325,163	344,061	290,258	365,585	(21,524)
	1,190,749	1,246,208	1,067,991	1,302,619	(56,411)
General Expenses	811,250	914,450	845,144	913,330	1,120
Equipment and Vehicles	232,000	301,400	268,108	362,983	(61,583)
Contracted Services	692,600	850,900	874,795	914,702	(63,802)
Maintenance	536,500	502,900	655,128	605,352	(102,452)
Utilities	210,000	210,000	205,845	210,000	-
Other Expenses	6,500	6,500	1,758	6,500	-
Debt Payment	354,379	354,379	324,847	344,379	10,000
					-
Transfer to Reserves & Capital	1,202,656	1,526,401	705,875	1,542,632	(16,231)
Subtotal Water Operating Expenses	5,236,633	5,913,138	4,949,491	6,202,497	(289,360)
WASTEWATER EXPENSES					
General Expenses	800,000	899,800	836,429	884,800	15,000
Environmental Services	1,944,280	2,184,100	1,758,743	2,274,725	(90,625)
Building and Utilities	834,800	860,950	794,327	928,540	(67,590)
Debt Payment	2,312,896	2,312,679	2,119,956	2,009,777	302,902
Transfer to Reserves & Capital	790,371	1,096,718	705,875	996,118	100,600
Subtotal Wastewater Operating Expenses	6,682,347	7,354,247	6,215,330	7,093,960	260,288
TOTAL EXPENSES	47,024,885	53,950,691	46,191,640	56,299,119	(2,348,427)

TOWN OF AMHERSTBURG
TAX LEVY CALCULATION
2023 Budget

	Final 2021 Budget	2022 Budget	2023 Budget	Increase	
Total Collectable Tax Levy General	\$ 24,557,765	\$ 25,492,485	\$ 26,974,125	\$ 1,481,640	5.81%
Total Collectable Tax Levies Special Purpose					
Funds Raised By Capital Replacement Levy	\$ 651,332	\$ 668,245	\$ 685,424		
Funds Raised By Capital Reserve Levy	\$ 651,332	\$ 668,245	\$ 685,424		
	\$ 1,302,664	\$ 1,336,489	\$ 1,370,849		
Total Collectable Tax Levies	\$ 25,860,429	\$ 26,828,974	\$ 28,344,973	\$ 1,515,999	5.65%
Tax Rate Calculation Data:					
Taxable Assessment as provided by MPAC	2,600,000,250	2,673,191,650	2,752,152,250		
Weighted Assessment (calculated using tax ratios provided by the County of Essex)	2,524,482,655	2,590,033,942	2,656,620,144	2.57%	Net Growth
Average Tax Rate Calculation	0.00972784	0.00984253	0.01015355		3.16%
Total Collectable (through tax rates)/ Weighted Assessment					
Capital Replacement Rate	0.00025801	0.00025801	0.00025801		0.00%
Capital Reserve Rate	0.00025801	0.00025801	0.00025801		0.00%
Total Tax and Capital Rate	<u>0.01024385</u>	<u>0.01035854</u>	<u>0.01066956</u>		<u>3.00%</u>
Amount Per \$100,000 in Assessment					
Total General Levy Taxes on \$100,000 in assessed value	\$ 972.78	\$ 984.25	\$ 1,015.35		
Total Capital Replacement Levy on \$100,000 in assessed value	\$ 25.80	\$ 25.80	\$ 25.80		
Total Capital Reserve Levy on \$100,000 in assessed value	\$ 25.80	\$ 25.80	\$ 25.80		
Total Municipal Tax Bill on \$100,000 in assessed value	<u>\$ 1,024.39</u>	<u>\$ 1,035.85</u>	<u>\$ 1,066.96</u>		<u>\$ 31.10</u>

Town of Amherstburg
 Department:
 Budget Centre:
 2023 Budget
 Year ending December 31, 2023

Office of the Chief Administrative Officer
 CAO's Office

	2022 Total Budget	2022 Nov YTD Actuals	2023 Base Budget	Request - Base Budget	Request - One Time	Request-Enhancement	2023 Total Budget
Expenses:							
Salaries and Wages:							
Salaries - Full Time	379,416	312,798	379,416	(39,518)		90,192	430,090
Salaries - OT		684	-				-
Salaries - Part Time/Temporary	41,899	38,532	41,899	843		9,718	52,460
Total Salaries and Wages	421,315	352,014	421,315	(38,675)	-	99,910	482,550
Benefits:							
Total Benefits	162,277	91,794	162,277	(42,780)	-	42,737	162,235
General Expenses:							
Subscriptions and Publications	750	2,096	750				750
Office Supplies	1,850	3,352	1,850				1,850
Professional Fees	95,000	197,005	65,000		20,000	1,500	86,500
Legal Fees	130,000	120,687	130,000				130,000
Meeting Expenses	3,000	1,903	3,000				3,000
Mobile Devices	3,250	1,288	3,250	(270)			2,980
Memberships	10,000	7,974	10,000				10,000
Training and Prof. Developmt	13,500	8,492	13,500			2,461	15,961
Travel and Mileage	1,000	593	1,000				1,000
Total General Expenses	258,350	343,389	228,350	(270)	20,000	3,961	252,041
Total Expenses	841,942	787,198	811,942	(81,725)	20,000	146,608	896,825
Transfer to (from) Reserves							
Transfer from Reserve	(30,000)	5,949			(20,000)		(20,000)
Transfer from OCIF						(49,092)	(49,092)
Transfer to Reserve	-	-	-	-			-
Total Reserve Transfers	(30,000)	5,949	-	-	(20,000)	(49,092)	(69,092)
Net Operating Budget	811,942	793,147	811,942	(81,725)	-	97,516	827,733

Incr/(Decr) from 2022

1.9%

Town of Amherstburg
 Department:
 Budget Centre:
 2023 Budget
 Year ending December 31, 2023

Office of the Chief Administrative Officer
 Police

	2022 Total Budget	2022 Nov YTD Actuals	2023 Base Budget	Request - Base Budget	Request - One Time	Request- Enhancement	2023 Total Budget
Revenue:							
Total Revenues	75,000	99,628	75,000	-	-	-	75,000
General Expenses							
Service Contract	5,254,086	4,915,939	5,254,086	96,371			5,350,457
Legal Fees	25,000	-	25,000				25,000
Total General Expenses	5,279,086	4,915,939	5,279,086	96,371	-	-	5,375,457
Building							
Telephone	6,000	5,761	6,000				6,000
Utilities	28,000	18,345	28,000				28,000
Building Maintenance	15,000	9,750	15,000				15,000
Janitorial	25,000	-	25,000				25,000
Total Building	74,000	33,856	74,000	-	-	-	74,000
Other Expenses:							
Dispatching	77,000	73,042	77,000		-	-	77,000
Total Other Expenses	77,000	73,042	77,000	-	-	-	77,000
Equipment and Vehicle							
Radio Maintenance	31,000	21,783	31,000				31,000
Total Equipment and Vehicle	31,000	21,783	31,000	-	-	-	31,000
Debt Charges							
Principal Payments	10,197	9,619	10,197				10,197
Interest Payments	1,154	787	1,154				1,154
Total Debt Charges	11,351	10,405	11,351	-	-	-	11,351
Reserve Transfers							
Transfer to Reserve - Police	-	-	-	40,000			40,000
Total Reserve Transfers	-	-	-	40,000	-	-	40,000
Total Operating Expenses and Transfers	5,472,437	5,055,025	5,472,437	136,371	-	-	5,608,808
Net Operating Budget	5,397,437	4,955,396	5,397,437	136,371	-	-	5,533,808
Incr/(Decr) from 2022							2.5%

Town of Amherstburg
 Department:
 Budget Centre:
 2023 Budget
 Year ending December 31, 2023

Council & Committees
Council & Committees

	2022 Total Budget	2022 Nov YTD Actuals	2023 Base Budget	Request - Base Budget	Request - One Time	Request - Enhancement	2023 Total Budget
Expenses:							
Salaries and Wages:							
Total Salaries and Wages	204,697	181,942	208,650	-	-	-	208,650
Benefits:							
Total Benefits	32,179	25,760	32,179	443	-	-	32,622
General Expenses:							
Public Receptions	6,000	2,182	6,000				6,000
Office Supplies	500	265	500				500
Mobile Devices	1,600	290	1,600		600		2,200
Training	5,000	763	5,000				5,000
Conventions and Seminars	14,000	-	14,000				14,000
Travel and Mileage	4,000	1,766	4,000				4,000
Communications	5,700	1,511	5,700				5,700
Total General Expenses	36,800	6,778	36,800	-	600	-	37,400
Other Expenses:							
Legal Fees - Council	15,000	-	15,000	(15,000)			-
Meeting Expenses	2,000	2,536	2,000		2,000		4,000
Donations	2,000	1,214	2,000				2,000
Total Other Expenses	19,000	3,750	19,000	(15,000)	2,000	-	6,000
Committees:							
Per Diems - Drainage	4,500	-	4,500				4,500
Per Diems - Committee of Adjustment	4,500	-	4,500				4,500
Per Diems - Accessibility Advisory	4,200	-	4,200				4,200
Accessibility Committee - Expenses	2,000	239	2,000				2,000
Committee Meetings - Sundries	1,500	46	1,500	(1,000)			500
Drainage Committee Expenses	2,100	-	2,100		3,105		5,205
Heritage Committee - Expenses	4,500	5,494	4,500				4,500
Parks & Rec Advisory Committee- Exp	2,500	-	2,500	(1,000)			1,500
Economic Dev Advisory Comm Expenses	1,500	-	1,500	(1,500)			-
Audit-Finance Advisory Committee - Exper	1,500	-	1,500	(1,500)			-
Seniors Advisory Committee Expenses	1,500	-	1,500	(1,500)			-
Mayor's Youth Advisory - Expenses	1,000	-	1,000	(1,000)			-
Environmental Advisory Committee	1,500	-	1,500	(1,500)			-
Committee Office Supplies	1,500	-	1,500	(1,000)			500
Total Expenses - Committees	34,300	5,779	34,300	(10,000)	3,105	-	27,405
Total Expenses	326,976	224,010	330,929	(24,557)	5,705	-	312,077
Transfer to (from) Reserves							
Total Reserve Transfers	-	-	-	-	(3,705)	-	(3,705)
Total Operating Expenses and Transfers	326,976	224,010	330,929	(24,557)	2,000	-	308,372
Net Operating Budget	326,976	224,010	330,929	(24,557)	2,000	-	308,372
Incr/(Decr) from 2022							-5.7%

Town of Amherstburg
 Department:
 Budget Centre:
 2023 Budget
 Year ending December 31, 2023

Legislative Services
 Clerk's Services

	2022 Total Budget	2022 Nov YTD Actuals	2023 Base Budget	Request - Base Budget	Request - One Time	Request - Enhancement	2023 Total Budget
Revenue:							
Fee Revenue - Insurance Admin Fee	15,000	-	15,000				15,000
Fee Revenue - Various	2,000	2,407	2,000				2,000
Fee Revenue - Property Damage Claims	5,000	31,311	5,000				5,000
Fee Revenue	22,000	33,718	22,000				22,000
Total Revenue	22,000	33,718	22,000	-	-	-	22,000
Expenses:							
Salaries and Wages							
Salaries - Full Time	325,059	243,030	325,059	(2,608)			322,451
Salaries - Overtime	12,500	8,377	12,500	-			12,500
Salaries - Part Time/Temporary	17,250	31,593	-	-			-
Total Salaries and Wages	354,809	283,000	337,559	(2,608)	-	-	334,951
Benefits:							
Total Benefits	117,176	98,219	117,176	3,211	-	-	120,387
General Expenses:							
Subscriptions & Publications	500	-	500				500
Office Supplies	8,000	4,058	7,500				7,500
Uniforms		143					
Professional Fees	30,500	40,582	30,500		10,000		40,500
Meeting Expenses	500	895	500				500
Mobile Devices	1,600	615	1,600		400		2,000
Memberships	4,000	2,786	4,000				4,000
Training and Prof. Development	10,000	2,859	10,000				10,000
Travel and Mileage	500	1,047	500				500
Insurance Expense	811,950	989,211	811,950	36,667			848,617
Total General Expenses	867,050	1,042,197	867,050	36,667	10,400	-	914,117
Election:							
Election Expenses	119,950	82,296	2,200				2,200
Crossing Guards:							
Salaries - Crossing Guards	21,870		21,870	653			22,523
Benefits - Crossing Guards	2,064		2,064	2,198			4,262
Uniforms	1,000		1,000				1,000
Total Expenses - Crossing Guards	24,934		24,934	2,851			27,785
Total Expenses	1,483,919	1,505,712	1,348,919	40,121	10,400	-	1,399,440
Transfer to (from) Reserves							
Transfer to Reserve - Election	34,600	82,137	34,600	5,400			40,000
Transfer from Reserve - Insurance	(10,000)	-	(10,000)				(10,000)
Transfer from Reserve	-	-	-		(400)		(400)
Transfer to Reserve - AODA Compliance	50,000	-	50,000		(10,000)		40,000
Transfer to Reserve - Insurance	5,000	-	5,000				5,000
Transfer from Election Reserve	(135,000)	-	-				-
Total Reserve Transfers	(55,400)	82,137	79,600	5,400	(10,400)	-	74,600
Total Operating Expenses and Transfers	1,428,519	1,587,849	1,428,519	45,521	-	-	1,474,040
Net Operating Budget	1,406,519	1,554,131	1,406,519	45,521	-	-	1,452,040
Incr/(Decr) from 2022							3.2%

Town of Amherstburg
 Department:
 Budget Centre:
 2023 Budget
 Year ending December 31, 2023

Legislative Services
 Licencing and Enforcement

	2022 Total Budget	2022 Nov YTD Actuals	2023 Base Budget	Request - Base Budget	Request - One Time	Request-Enhancement	2023 Total Budget
Revenue:							
Provincial Grants			-				
Lottery Licences	22,000	13,286	22,000				22,000
Liquor Licences	100	250	100				100
Business Licences	4,000	5,632	4,000	10,000			14,000
Marriage Licences	13,000	18,647	13,000				13,000
Animal Control - Dog Tags and Fine	17,000	21,281	17,000				17,000
Pool Permits	-	-	-				-
Sign Permits	2,000	-	2,000				2,000
Encroachment Fees	2,000	806	2,000				2,000
Parking Tickets	7,000	5,959	7,000	2,000			9,000
Fees waived	-	-	-				-
Other Revenues	4,500	15,188	4,500				4,500
Total Revenue	71,600	81,049	71,600	12,000	-	-	83,600
Expenses:							
Salaries and Wages:							
Salaries - Full Time	282,415	237,730	282,415	12,142			294,557
Salaries - Overtime	1,000	187	1,000	1,000			2,000
Salaries - Part Time/Temporary	-	-	-				-
Total Salaries and Wages	283,415	237,916	283,415	13,142	-	-	296,557
Benefits:							
Total Benefits	104,147	93,852	104,147	7,198	-	-	111,345
General Expenses:							
Uniforms	5,700	4,910	2,700				2,700
Office Supplies	1,500	2,307	1,500				1,500
Mobile Devices	3,200	1,985	3,200				3,200
Professional Fees	1,500	1,106	1,500				1,500
Memberships	1,150	-	1,150				1,150
Training and Professional Developm	4,000	5,346	8,550				8,550
Travel & Mileage	500	-	500				500
Vehicle and Equipment Maintenan	1,800	2,026	1,800				1,800
GPS		755	796				796
Animal Control - Tags	600	1,443	600				600
Animal Control - Contract	33,000	24,750	33,000				33,000
Animal Control - Other	7,750	4,031	7,750				7,750
Marriage Licences	7,200	7,460	7,200				7,200
Total General Expenses	67,900	58,558	70,246	-	-	-	70,246
Other Expenses:							
Livestock Compensation Expense	-	-	250	-250			-
Total Other Expenses	-	-	250	(250)	-	-	-
Total Expenses	455,462	390,326	458,058	20,089	-	-	478,147
Total Operating Expenses and Transfe	455,462	390,326	458,058	20,089	-	-	478,147
Net Operating Budget	383,862	309,277	386,458	8,089	-	-	394,547

Incr/(Decr) from 2022

2.8%

Town of Amherstburg
 Department:
 Budget Centre:
 2023 Budget
 Year ending December 31, 2023

**Corporate Services
 Financial Services**

	2022 Total Budget	2022 Nov YTD Actuals	2023 Base Budget	Request - Base Budget	Request - One Time	Request- Enhancement	2023 Total Budget
Revenue:							
Fees - Tax Certificates	33,000	33,060	33,000				33,000
Fees - Administrative Charges	15,000	11,560	15,000				15,000
Total Revenue	48,000	44,620	48,000	-	-	-	48,000
Expenses:							
Salaries and Wages:							
Salaries - Full Time	1,076,666	733,877	1,076,666	20,000	75,000	-	1,171,666
Salaries - Overtime	7,000	4,203	7,000				7,000
Total Salaries and Wages	1,083,666	842,183	1,083,666	20,000	75,000	-	1,178,666
Benefits:							
Total Benefits	374,388	268,839	374,388	-	20,000	-	394,388
General Expenses:							
Office Supplies	7,500	11,468	7,500				7,500
Audit Fees	37,000	82,995	37,000				37,000
Professional Fees	65,000	49,361	10,000				10,000
Contracted Services - Brinks	19,000	16,422	19,000				19,000
Meeting Expenses	750	93	750				750
Mobile Devices	1,800	473	1,800	400			2,200
Memberships	7,800	3,342	7,800				7,800
Training and Prof. Developmt	17,000	6,117	17,000				17,000
Travel and Mileage	750	379	750				750
Total General Expenses	156,600	171,339	101,600	400	-	-	102,000
Total Expenses	1,614,654	1,282,360	1,559,654	20,400	95,000	-	1,675,054
Transfer to (from) Reserves							
Transfer from Reserves	(55,000)	-	-		(95,000)		(95,000)
Total Reserve Transfers	(55,000)	-	-	-	(95,000)	-	(95,000)
Total Operating Expenses and Transfers	1,559,654	1,282,360	1,559,654	20,400	-	-	1,580,054
Net Operating Budget	1,511,654	1,237,740	1,511,654	20,400	-	-	1,532,054

Incr/(Decr) from 2022

1.3%

Town of Amherstburg
 Department:
 Budget Centre:
 2023 Budget
 Year ending December 31, 2023

Corporate Services
 Human Resources

	2022 Total Budget	2022 Nov YTD Actuals	2023 Base Budget	Request - Base Budget	Request - One Time	Request-Enhancement	2023 Total Budget
Expenses:							
Salaries and Wages:							
Salaries - Full Time	201,599	179,523	201,599	26,338			227,937
Salaries - Overtime	4,000	1,203	4,000	-			4,000
Salaries - Part Time/Temporary	20,000	31,603	20,000	1,254			21,254
Total Salaries and Wages	225,599	212,329	225,599	27,592	-	-	253,191
Benefits:							
Total Benefits	73,666	71,855	73,666	13,802	-	-	87,468
General Expenses:							
Employee Recognition	11,000	2,684	11,000	1,300			12,300
Corporate Training	12,000	5,213	12,000		2,000		14,000
Health and Safety	17,500	15,208	17,500				17,500
Office Supplies	1,000	1,175	1,000				1,000
Professional Fees	22,000	36,023	22,000		24,200		46,200
Meeting Expenses	1,000	6	1,000				1,000
Mobile Devices	800	808	800	450			1,250
Memberships	2,450	1,735	2,450				2,450
Training and Prof. Developmt	15,500	5,876	5,500				5,500
Travel and Mileage	1,000	-	1,000				1,000
Recruitment Expenses	24,600	15,217	24,600				24,600
Total General Expenses	108,850	83,946	98,850	1,750	26,200	-	126,800
Retiree Benefits							
Benefits - Administrative Retirees	67,000	70,083	67,000				67,000
Benefits - Fire Retiree Benefits	28,150	19,367	28,150				28,150
Benefits - Police Retiree Benefits	112,100	113,683	112,100				112,100
Benefits - Development Services Reti	12,320	13,270	12,320				12,320
Benefits - Public Works Retirees	101,100	84,914	101,100				101,100
Benefits - Arena Retirees	28,900	36,039	28,900				28,900
Total Expenses - Retiree Benefits	349,570	337,357	349,570	-	-	-	349,570
Total Expenses	757,685	705,487	747,685	43,144	26,200	-	817,029
Transfer to (from) Reserves							
Transfer from Reserves	-	-	-	-	(26,200)	-	(26,200)
Total Reserve Transfers	-	-	-	-	(26,200)	-	(26,200)
Total Operating Expenses and Transfers	757,685	705,487	747,685	43,144	-	-	790,829
Net Operating Budget	757,685	705,487	747,685	43,144	-	-	790,829
Incr/(Decr) from 2022							4.4%

Town of Amherstburg
 Department:
 Budget Centre:
 2023 Budget
 Year ending December 31, 2023

**Corporate Services
 Information Technology**

	2022 Total Budget	2022 Nov YTD Actuals	2023 Base Budget	Request - Base Budget	Request - One Time	Request-Enhancement	2023 Total Budget
Expenses:							
Salaries & Wages:							
Salaries - Full Time	355,725	319,975	355,725	36,965	-	-	392,690
Salaries - Overtime	2,500	-	2,500	-	-	-	2,500
Salaries - Part Time/Temporary	10,650	8,610	10,650	199	-	-	10,849
Total Salaries and Wages	368,875	328,586	368,875	37,164	-	-	406,039
Benefits:							
Total Benefits	125,801	116,917	125,801	13,974	-	-	139,775
General Expenses:							
Office Supplies	1,200	607	1,200	-	-	-	1,200
Photocopies	23,400	27,081	23,400	1,600	-	-	25,000
Computer Maintenance	358,075	402,586	356,275	9,500	7,000	-	372,775
Website	12,000	10,357	12,000	2,200	-	-	14,200
Telephone	28,000	18,830	28,000	-	-	-	28,000
Internet Access	47,500	44,148	47,500	-	-	-	47,500
Mobile Devices	6,200	6,496	6,200	-	-	-	6,200
Memberships	500	454	500	-	-	-	500
Training and Prof. Developmt	9,500	4,132	9,500	-	-	-	9,500
Travel and Mileage	1,500	686	1,500	-	-	-	1,500
GPS	21,500	-	-	-	-	-	-
Total General Expenses	509,375	515,378	486,075	13,300	7,000	-	506,375
Total Expenses	1,004,051	960,880	980,751	64,437	7,000	-	1,052,188
Transfer to (from) Reserves							
Transfer to Reserve - Computer	73,000	-	123,000	-	-	-	123,000
Transfer from Reserve	-	1,829	-	-	(7,000)	-	(7,000)
Total Reserve Transfers	73,000	68,742	123,000	-	(7,000)	-	116,000
Total Operating Expenses and Transfers	1,077,051	1,029,622	1,103,751	64,437	-	-	1,168,188
Net Operating Budget	1,077,051	1,029,622	1,103,751	64,437	-	-	1,168,188

Incr/(Decr) from 2022

8.5%

Town of Amherstburg
 Department:
 Budget Centre:
 2023 Budget
 Year ending December 31, 2023

Corporate Services
 Non-Departmental

	2022 Approved	2022 Nov YTD Actuals	2023 Base Budget	Request - Base Budget	Request - One Time	Request- Enhancement	2023 Total Budget
Revenue:							
Administrative Income							
Recoveries - Water Overhead	692,500	634,792	692,500				692,500
Recoveries-Building	134,774	123,543	134,774				134,774
Recoveries - Wastewater Overhead	241,600	221,467	241,600				241,600
Total Administrative Income - Non Departmental	1,068,874	979,910	1,068,874	-	-	-	1,068,874
Taxation Revenue							
Supplementary Taxes	710,000	807,107	710,000				710,000
Payment in Lieu of Taxes	243,500	263,562	243,500	26,700			270,200
Total Taxation Revenue	953,500	1,070,669	953,500	26,700	-	-	980,200
Grants							
Other Federal Grants	75,000	50,181	-				-
Provincial Grant	-	122,840	-				-
Federal Gas Tax Funding	1,132,000	906,256	1,132,000	33,363			1,165,363
OCIF Formula Based Funding	3,194,879	2,928,639			3,007,975		3,007,975
Ontario Municipal Partnership Fund	1,325,800	1,326,400	1,352,000	(131,100)			1,220,900
Total Other Grants	5,727,679	5,334,316	2,484,000	(97,737)	3,007,975	-	5,394,238
Investment Income							
Dividends on Investment	248,000	248,062	248,000		3,800		251,800
Interest on Bank Accounts	55,000	370,815	55,000		160,000		215,000
Total Investment Income	303,000	618,877	303,000	-	163,800	-	466,800
Other Income							
Ontario Aggregate Fees	240,000	265,140	75,000	161,000			236,000
Donations-Global	-	34,700	-				-
Penalties and Interest on Taxes	285,000	246,943	285,000	(9,400)			275,600
Miscellaneous Revenue	5,000	877,179	5,000				5,000
Total Other Income	530,000	1,423,962	365,000	151,600	-	-	516,600
Local Improvement Recoveries							
Watermains on Taxes	1,100	-	1,100	(1,100)			-
Total Local Improvements	1,100	-	1,100	(1,100)	-	-	-
Total Revenue	8,584,153	9,427,734	5,175,474	79,463	3,171,775	-	8,426,712
Expenses:							
General Expenses:							
Postage	49,000	32,755	49,000				49,000
Office Supplies		250					-
Advertising	18,000	24,027	18,000				18,000
Municipal Tax Write Offs	235,000	69,233	235,000				235,000
Interest Expense	1,000	1,333	10,000				10,000
Charity Rebate	-	1,391	-		1,480		1,480
Heritage Tax Rebates	2,100	-	6,000				6,000
Conservation Authority Levy	148,300	159,543	148,300	10,381			158,681
Total General Expenses	453,400	288,783	466,300	10,381	1,480	-	478,161
Expenses - Grants & Waivers							
Grants to Organizations	43,400	50,703	43,400		19,306		62,706
Grants for Community Rentals	122,779	33,321	122,779				122,779
Total Expenses - Grants & Waivers	166,179	84,024	166,179	-	19,306	-	185,485
Total Expenses	619,579	372,807	632,479	10,381	20,786	-	663,646
Transfer to (from) Reserves							
Total Reserve Transfers	8,995,128	8,894,745	5,647,849	772,663	3,007,975	-	9,428,487
Total Expenses and Transfers	9,614,707	9,267,552	6,280,328	783,044	3,028,761	-	10,092,133
Total Operating Expenses and Transfers	9,614,707	9,267,552	6,280,328	783,044	3,028,761	-	10,092,133
Net Operating Budget	1,030,554	(160,182)	1,104,854	703,581	(143,014)	-	1,665,421

Incr/(Decr) from 2022

61.6%

Town of Amherstburg
 Department:
 Budget Centre:
 2023 Budget
 Year ending December 31, 2023

Fire
 Fire

	2022 Total Budget	2022 Nov YTD Actuals	2023 Base Budget	Request - Base Budget	Request - One Time	Request - Enhancement	2023 Total Budget
Revenue:							
Grant Revenue	3,000	3,000	3,000				3,000
Fee Revenue - Fire Reports	1,000	1,067	1,000				1,000
Fee Revenue - Open Burn Permits	-	-	-				-
Fee Revenue - Inspn Reports, Serv C:	17,000	37,913	17,000	10,000			27,000
Fee Revenue	21,000	41,980	21,000				31,000
Miscellaneous Revenue	24,000	24,682	24,000				24,000
Total Revenues	45,000	66,662	45,000	10,000	-	-	55,000
Expenses:							
Salaries and Wages:							
Salaries - Full Time	1,020,426	849,017	1,020,426	52,198			1,072,624
Salaries - Overtime	49,000	77,593	49,000	39,994			88,994
Salaries - Volunteer Training	296,170	82,733	296,170		52,962		349,132
Salaries - Volunteer Response	266,384	128,834	266,384	48,934			315,318
Salaries - Part Time/Temporary	20,572	33,427	20,572	(20,572)			-
Total Salaries and Wages	1,652,552	1,171,605	1,652,552	120,554	52,962	-	1,826,068
Benefits:							
Total Benefits	330,377	303,218	330,377	30,472	-	-	360,849
General Expenses:							
Fire Prevention	12,000	13,130	12,000	3,000			15,000
Uniforms	20,950	15,340	20,950	3,500			24,450
Training Supplies	7,000	6,118	7,000	4,000			11,000
Office Supplies	2,500	3,065	2,500				2,500
Operating Supplies	6,000	3,136	6,000				6,000
Advertising	6,000	2,546	6,000				6,000
Service Contract - Dispatching	43,185	45,637	43,185	2,452			45,637
Employee Recognition	5,000	3,491	5,000				5,000
Mobile Devices	9,000	6,243	9,000	(200)			8,800
Memberships	2,000	1,548	2,000				2,000
Training and Prof. Developmt	10,800	24,184	10,800		27,000		37,800
Travel and Mileage	3,000	1,876	3,000				3,000
Investigation expense	700	-	700				700
EOC Spending	40,000	32,434	40,000				40,000
Professional Fees	1,500	-	1,500	(1,500)			-
Total General Expenses	169,635	161,430	169,635	11,252	27,000	-	207,887
Equipment and Vehicles:							
Service Agrmnt - Radios and Pagers	46,600	29,198	46,600				46,600
Vehicle and Equipment Maintenance	80,000	70,585	80,000				80,000
Firefighting Equipment	70,000	41,319	70,000				70,000
Personal Protective Equipment	54,000	65,998	50,000				50,000
Communication Equipment Mntce	15,000	11,201	15,000				15,000
Total Equipment and Vehicles	265,600	218,299	261,600	-	-	-	261,600
Total Expenses	2,418,165	1,854,552	2,414,165	162,279	79,962	-	2,656,405
Transfer to (from) Reserves							
Transfer to Reserve - Fire	53,000	48,587	53,000				53,000
Transfer to Reserve	25,000	-	25,000				25,000
Transfer from Reserves	(50,000)	-	(50,000)		(79,962)		(129,962)
Total Reserve Transfers	28,000	48,587	28,000	-	(79,962)	-	(51,962)
Total Operating Expenses and Transfers	2,446,165	1,903,139	2,442,165	162,279	-	-	2,604,443
Net Operating Budget	2,401,165	1,836,477	2,397,165	152,279	-	-	2,549,443

Incr/(Decr) from 2022

6.2%

Town of Amherstburg
 Department:
 Budget Centre:
 2023 Budget
 Year ending December 31, 2023

Parks, Facilities, Recreation & Culture
 Libro Centre

	2022 Total Budget	2022 Nov YTD Actuals	2023 Base Budget	Request - Base Budget	Request - One Time	Request- Enhancement	2023 Total Budget
Revenue:							
Ice Rentals	467,000	189,119	549,000				549,000
Capital Surcharge	43,000	12,978	50,000				50,000
Lease Revenue	32,071	1,791	32,071				32,071
Room Rentals	26,500	1,798	29,500				29,500
Diamond Rental	7,250	2,334	7,250				7,250
Libro - Miscellaneous	4,000	-	4,000				4,000
Outdoor Turf Rental	8,800	13,680	8,800				8,800
Indoor Turf Rental	58,000	48,078	60,000				60,000
Solar Panel Rental Revenue	9,888	6,563	9,888				9,888
Solar Panel Special Share Dividend	17,112	17,804	17,112	692			17,804
Total Revenue	673,621	294,143	767,621	692	-	-	768,313
Expenses:							
Salaries and Wages:							
Salaries - Full Time	449,947	377,647	449,947	132,079	39,176	189,759	810,961
Salaries - Overtime	10,000	15,852	10,000				10,000
Salaries - Part Time/Temporary	595,506	549,658	595,506	25,122	-	237,126	383,502
Total Salaries and Wages	1,055,453	943,158	1,055,453	157,201	39,176	(47,367)	1,204,463
Benefits:							
Total Benefits	279,914	197,049	279,914	69,781	14,728	47,367	411,789
General Expenses:							
Clothing	15,100	7,744	15,100				15,100
Health and Safety	5,000	11,260	5,000				5,000
Radio Maintenance	12,300	433	12,300				12,300
Office Supplies	-	1,742	-				-
Refrigeration Maintenance	51,500	71,826	51,500				51,500
Contracted Services	-	20,935	-				-
Mobile Devices	4,040	1,979	4,040				4,040
Memberships	3,400	845	3,400				3,400
Training and Professional Development	6,000	3,639	6,000				6,000
Travel and Mileage	2,000	-	2,000				2,000
Credit Card Charges	5,000	5,388	5,000				5,000
Total General Expenses	104,340	127,398	104,340	-	-	-	104,340
Facility Maintenance:							
Utilities	740,300	423,006	740,300				740,300
Building Maintenance	166,200	143,362	166,200	7,500			173,700
Parking Lot Maintenance	25,000	-	25,000				25,000
Outdoor Soccer (Nat Turf)	12,100	8,033	12,100				12,100
Outdoor/Football Field Turf	700	2,066	700				700
Premier Baseball Field	8,000	6,970	8,000				8,000
Total Facility Maintenance	952,300	583,747	952,300	7,500	-	-	959,800
Equipment and Vehicles:							
Propane	7,200	9,428	7,200				7,200
Vehicle and Equipment Maintenance	15,000	4,324	15,000				15,000
Total Equipment and Vehicles	22,200	13,753	22,200	-	-	-	22,200
Total Expenses	2,414,207	1,865,104	2,414,207	234,482	53,904	-	2,702,593
Debt Charges							
Total Debt Charges	386,265	354,076	386,265	-	-	-	386,265
Transfer to (from) Reserves							
Transfer from Reserves	(94,000)	-	-		(53,904)		(53,904)
Transfer to Reserves	50,000	-	50,000				50,000
Total Reserve Transfers	(44,000)	-	50,000	-	(53,904)	-	(3,904)
Total Operating Expenses and Transfers	2,756,472	2,219,180	2,850,472	234,482	-	-	3,084,954
Net Operating Budget	2,082,851	1,925,037	2,082,851	233,790	-	-	2,316,641

Incr/(Decr) from 2022

11.22%

Town of Amherstburg
 Department:
 Budget Centre:
 2023 Budget
 Year ending December 31, 2023

**Parks, Facilities, Recreation & Culture
 Facilities**

	2022 Total Budget	2022 Nov YTD Actuals	2023 Base Budget	Request - Base Budget	Request - One Time	Request- Enhancement	2023 Total Budget
Revenue:							
Total Revenue	342,779	235,934	342,779	-	-	-	342,779
Expenses:							
Salaries and Wages:							
Salaries - Full Time	143,062	124,079	143,062	2,892			145,954
Salaries - Part Time/Temporary	-		-			77,911	77,911
Salaries - Overtime	4,500	274	4,500	-			4,500
Total Salaries and Wage	147,562	124,353	147,562	2,892	-	77,911	228,365
Benefits:							
Total Benefits	53,612	51,627	53,612	2,802	-	27,270	83,683
General Expenses:							
Mobile Devices	1,300	1,758	1,300	420			1,720
Uniforms	4,300	872	4,300				4,300
Training and Professional Developmer	1,000	8,719	1,000				1,000
GPS		1,700	1,991				1,991
Vandalism					20,000		20,000
Memberships	1,000	61	1,000				1,000
	7,600	13,110	9,591	20,420	-	-	30,011
Facility Maintenance:							
Total Facility Maintenance	359,200	197,919	309,200	-	-	-	309,200
Utilities:							
Total Utilities	249,500	241,544	249,500	-	-	-	249,500
Total Expenses	817,474	628,552	769,465	26,114	-	105,181	900,759
Transfer to (from) Reserves							
Transfer from Reserves	(17,500)	-	-				-
Transfer to Reserves	160,000	-	160,000				160,000
Total Reserve Transfers	142,500	-	160,000	-	-	-	160,000
Total Operating Expenses and Transfers	959,974	628,552	929,465	26,114	-	105,181	1,060,759
Net Operating Budget	617,195	392,618	586,686	26,114	-	105,181	717,980

Incr/(Decr) from 2022

16.3%

Town of Amherstburg
 Department:
 Budget Centre:
 2023 Budget
 Year ending December 31, 2023

**Parks, Facilities, Recreation & Culture
 Parks**

	2022 Total Budget	2022 Nov YTD Actuals	2023 Base Budget	Request - Base Budget	Request - One Time	Request-Enhancement	2023 Total Budget
Revenue:							
Other Income	5,500	2,970	5,500				5,500
Total Revenue	5,500	2,970	5,500	-	-	-	5,500
Expenses:							
Salaries and Wages:							
Salaries - Full Time	495,195	419,383	495,195	18,736			513,931
Salaries - Overtime	15,000	6,528	15,000	-			15,000
Salaries - Part Time/Temporary	213,386	149,767	213,386	(10,526)			202,860
Total Salaries and Wages	723,581	575,678	723,581	8,209	-	-	731,791
Benefits:							
Total Benefits	237,591	184,078	237,591	8,420	-	-	246,011
General Expenses:							
Clothing	11,500	5,173	4,300				4,300
Office Supplies	2,000	681	2,000				2,000
Contracted Services	67,500	57,416	67,500				67,500
Mobile Devices	900	986	900	420			1,320
GPS		3,765	3,981				3,981
Training and Professional Development	8,700	1,407	8,700				8,700
Service Agreement - Radios	3,500	-	3,500				3,500
Special Events	3,500	4,981	3,500				3,500
Total General Expenses	97,600	74,410	94,381	420	-	-	94,801
Other Expenses:							
Co-An Park	21,000	21,423	21,000				21,000
Joint Use Agreements	5,000	5,000	5,000				5,000
Total Other Expenses	26,000	26,423	26,000	-	-	-	26,000
Maintenance:							
General Supplies	156,375	142,543	156,375				156,375
Vehicle and Equip. Maint.	50,000	38,861	50,000				50,000
Parks Tools and Equip.	9,000	9,001	9,000				9,000
Tree Maintenance	54,500	37,296	54,500				54,500
Total Maintenance	269,875	230,443	269,875	-	-	-	269,875
Total Expenses	1,354,647	1,091,033	1,351,429	17,049	-	-	1,368,478
Transfer to (from) Reserves							
Transfer to Reserves	15,000	13,750	15,000				15,000
Total Reserve Transfers	15,000	33,750	15,000	-	-	-	15,000
Total Operating Expenses and Transfers	1,369,647	1,124,783	1,366,429	17,049	-	-	1,383,478
Net Operating Budget	1,364,147	1,121,813	1,360,929	17,049	-	-	1,377,978

Incr/(Decr) from 2022

1.0%

Town of Amherstburg
 Department:
 Budget Centre:
 2023 Budget
 Year ending December 31, 2023

**Parks, Facilities, Recreation & Culture
 Recreation Services**

	2022 Total Budget	2022 Nov YTD Actuals	2023 Base Budget	Request - Base Budget	Request - One Time	Request- Enhancement	2023 Total Budget
Revenue:							
Birthday Party (UCCU)	10,000	3,230	10,000				10,000
Public Skating Program	8,000	99	10,000				10,000
Preschool Programming	11,000	4,175	13,000				13,000
Youth Programming	24,500	21,399	27,500				27,500
Adult Programming	21,000	5,984	21,000				21,000
Activity Guide Revenue	4,000	-	4,000				4,000
Drop In Programming	9,000	2,250	11,000				11,000
Day Camp	35,000	69,088	35,000				35,000
Special Events	12,000	-	12,000				12,000
Ancillary Complex Income	13,000	23,464	25,000				25,000
Vending Machine Sales	8,000	11,392	8,000				8,000
Essex Power Youth in Comm Fund Grant	10,000	10,000	10,000				10,000
Per Player Registration Fees	12,000	-	12,000				12,000
Pavilion Rentals	3,000	-	3,000				3,000
Tennis Court Rentals	500	-	500				500
Total Revenue	181,000	152,979	202,000	-	-	-	202,000
Expenses:							
Salaries and Wages:							
Salaries - Full Time	230,172	185,548	230,172	22,981		48,124	301,277
Salaries - Overtime	2,500	2,095	2,500	-			2,500
Salaries - Part Time/Temporary	159,238	153,998	159,238	(1,108)		(68,008)	90,122
Total Salaries and Wages	391,910	341,641	391,910	21,874	-	(19,884)	393,900
Benefits:							
Total Benefits	119,125	96,123	119,125	8,765	-	19,884	147,774
General Expenses:							
Uniforms	1,500	2,333	1,500				1,500
Office Supplies	6,500	2,878	6,500				6,500
Advertising	17,500	2,047	17,500				17,500
Contracted Service	-	6,040	-				-
Mobile Devices	800	1,344	800	840			1,640
Marketing	20,000	4,327	20,000				20,000
Memberships	3,000	1,857	3,000				3,000
Training and Conferences	6,500	2,225	6,500				6,500
Travel and Mileage	500	30	500				500
Recreation Equipment & Supplies	29,750	28,363	29,750				29,750
Signage Maintenance	2,000	1,099	2,000				2,000
Special Events	8,000	3,613	8,000				8,000
Swim Program	20,000	1,824	20,000				20,000
Essex Power Youth in Comm Fund Exp	10,000	3,607	10,000				10,000
Total General Expenses	126,050	61,587	126,050	840	-	-	126,890
Total Expenses	637,085	499,350	637,085	31,478	-	-	668,563
Transfer to (from) Reserves							
Total Reserve Transfers	(21,000)	-	-	-	-	-	-
Total Operating Expenses and Transfers	616,085	499,350	637,085	31,478	-	-	668,563
Net Operating Budget	435,085	346,371	435,085	31,478	-	-	466,563

Incr/(Decr) from 2022

7.2%

Town of Amherstburg

Department:

Budget Centre:

2023 Budget

Year ending December 31, 2023

Parks, Facilities, Recreation & Culture

Tourism and Culture

	2022 Total Budget	2022 Nov YTD Actuals	2023 Base Budget	Request - Base Budget	Request - One Time	Request- Enhancement	2023 Total Budget
Revenue:							
Retail Sales - Tourism Info. Centre	10,000	2,815	10,000				10,000
Event Revenue	35,000	23,955	35,000				35,000
Tourism-Grants	60,000	110,740	45,000				45,000
Provincial Grants & Donation	-	-	-				-
Total Revenue	105,000	137,511	90,000	-	-	-	90,000
Expenses:							
Salaries and Wages:							
Salaries - Full Time	261,391	235,745	261,391	69,542			330,933
Salaries - Overtime	-	2,801	-				-
Salaries - Part Time/Temporary	49,764	71,459	49,764	4,721			54,485
Total Salaries and Wages	311,155	310,005	311,155	74,263	-	-	385,418
Benefits:							
Total Benefits	101,701	104,049	101,701	31,354	-	-	133,055
General Expenses							
Clothing	1,000	350	1,000				1,000
Office Supplies	2,000	1,278	2,000				2,000
Advertising	30,000	30,478	30,000				30,000
Contracted Services	-	4,084	-				-
Community Events	110,000	128,123	110,000		80,000		190,000
Mobile Devices	3,200	3,340	3,200				3,200
Memberships	1,000	5,593	1,000				1,000
Training and Conferences	3,000	1,349	3,000				3,000
Travel and Mileage	1,000	334	1,000				1,000
Promotions	10,000	10,094	10,000				10,000
Bank Charges - Special Events	500	354	500				500
Total General Expenses	161,700	185,375	161,700	-	80,000	-	241,700
Debt Charges							
Principal Payments	3,807	3,696	4,149				4,149
Interest Payments	554	302	213				213
Total Debt Charges	4,361	3,998	4,361	-	-	-	4,361
Transfer to (from) Reserves							
Transfer from Reserves	-	-	-		(80,000)		(80,000)
Total Reserve Transfers	-	-	-	-	(80,000)	-	(80,000)
Total Operating Expenses and Transfers	578,917	603,427	578,917	105,618	-	-	684,535
Net Operating Budget	473,917	465,917	488,917	105,618	-	-	594,535

Incr/(Decr) from 2022

25.5%

Town of Amherstburg
 Department:
 Budget Centre:
 2023 Budget
 Year ending December 31, 2023

**Development Services
 Building Services**

	2022 Total Budget	2022 Nov YTD Actuals	2023 Base Budget	Request - Base Budget	Request - One Time	Request- Enhancement	2023 Total Budget
Revenue:							
Administrative Charges	-	-	-	-	-	-	-
Indemnity Deposit Admin. Fees	20,800	27,962	20,800	7,200	-	-	28,000
Build Dept-Permits	833,700	1,362,392	833,700	98,300	-	-	932,000
Build Dept - Building Letters	2,900	933	2,900	2,200	-	-	5,100
Total Revenue	857,400	1,391,287	857,400	107,700	-	-	965,100
Expenses:							
Salaries and Wages:							
Salaries - Full Time	376,651	303,886	376,651	15,158	39,176	85,897	516,882
Salaries - STD/LTD Credit	-	-	-	-	-	-	-
Salaries - Full Time	376,651	303,886	376,651	15,158	39,176	85,897	516,882
Salaries - Overtime	1,000	-	1,000	-	-	-	1,000
Salaries - Part Time/Temporary	14,602	12,586	-	-	-	26,411	26,411
Total Salaries and Wages	392,252	316,472	377,651	15,158	39,176	112,308	544,293
Benefits:							
Total Benefits	155,644	130,897	155,644	5,171	14,727	37,181	212,723
General Expenses:							
Uniforms	3,000	613	3,000	-	-	-	3,000
Office Supplies	4,000	3,664	4,000	-	-	-	4,000
Mobile Devices	2,220	2,014	2,220	-	-	-	2,220
GPS	-	736	-	-	-	-	796
Memberships	2,030	1,382	2,030	1,042	-	-	3,072
Training and Professional Development	7,450	3,685	7,450	1,550	-	-	9,000
Travel and Mileage	500	-	500	-	-	-	500
Professional Fees	4,000	6,754	4,000	-	-	-	4,000
Contracted Services	5,125	18,510	5,125	-	-	-	5,125
Cost Allocation - Overhead	134,774	123,543	134,774	-	-	-	134,774
Equipment	-	-	-	-	-	-	-
Total General Expenses	163,099	160,901	163,895	2,592	-	-	166,487
Equipment and Vehicle:							
Gasoline	3,830	-	3,830	4,220	-	-	8,050
Vehicle & Equipment Maintenance	1,000	165	1,000	-	-	-	1,000
Total Equipment and Vehicle	4,830	165	4,830	4,220	-	-	9,050
Total Expenses	715,825	608,434	702,019	27,141	53,903	149,489	932,552
Transfers to/(from) Reserves & Funds:							
Building Services Reserve Fund	141,575	-	141,575	94,365	(53,903)	(149,489)	32,548
Building Services Capital Reserve Fund	-	-	-	-	-	-	-
Total Reserve Transfers	141,575	-	141,575	94,365	(53,903)	(149,489)	32,548
Total Operating Expenses and Transfers	857,400	608,434	843,594	121,506	-	-	965,100
Net Operating Budget	(0)	(782,853)	(13,806)	13,806	-	-	0

Town of Amherstburg
 Department:
 Budget Centre:
 2023 Budget
 Year ending December 31, 2023

**Development Services
 Planning**

	2022 Total Budget	2022 Nov YTD Actuals	2023 Base Budget	Request - Base Budget	Request - One Time	Request-Enhancement	2023 Total Budget
Revenue:							
Planning -Consent and Minor Variances Fees	54,560	43,380	54,560	49,473			104,033
Planning - Flat Fees	53,000	94,808	53,000	118,933			171,933
Total Revenue	107,560	138,188	107,560	168,406	-	-	275,966
Expenses:							
Salaries and Wages:							
Salaries - Full Time	343,111	179,989	343,111	50,292		83,443	476,846
Salaries Overtime	1,000	11,843	1,000	-			1,000
Salaries - CR.Re:S.T.D.	-	-	-	-		-	-
Salaries - Part Time/Temporary	14,602	28,216	-	-		11,319	11,319
Total Salaries and Wages	358,713	220,049	344,111	50,292	-	94,762	489,165
Benefits:							
Total Benefits	122,733	85,348	122,733	14,194	-	32,283	169,210
General Expenses:							
Office Supplies	2,500	4,757	2,500				2,500
Mobile Devices	1,736	1,287	1,736	464			2,200
Memberships	3,505	1,302	3,505	5,943			9,448
Training and Professional Development	3,500	2,094	3,500	10,000			13,500
Travel and Mileage	1,000	43	1,000				1,000
Meeting Expenses	900	464	900				900
Miscellaneous	-	-	-				-
Legal Fees	-	-	-				-
Professional Fees	185,000	74,736	35,000				35,000
Planning Studies		3,646					
Total General Expenses	198,141	88,328	48,141	16,407	-	-	64,548
Total Expenses	679,586	393,726	514,985	80,893	-	127,045	722,923
Transfer to (from) Reserves							
Transfer from Reserve	(125,000)	-	-				-
Transfer to Reserves	-	22,913				25,000	25,000
Transfer to Reserve - CIP	-	-	100,000				100,000
Transfer from Reserve - CIP	-	-	(100,000)				(100,000)
Transfer to Reserve	25,000	-	25,000				25,000
Total Reserve Transfers	(100,000)	22,913	25,000	-	-	25,000	50,000
Total Operating Expenses and Transfers	579,586	416,639	539,985	80,893	-	152,045	772,923
Net Operating Budget	472,026	278,451	432,425	(87,513)	-	152,045	496,957

Incr/(Decr) from 2022

5.3%

Town of Amherstburg
 Department:
 Budget Centre:
 2023 Budget
 Year ending December 31, 2023

Development Services
 Economic Development

	2022 Total Budget	2022 Nov YTD Actuals	2023 Base Budget	Request - Base Budget	Request - One Time	Request- Enhancement	2023 Total Budget
Revenue:							
Total Revenue	-	-	-	-	-	-	-
Expenses:							
Salaries and Wages:							
Salaries - Full Time	127,704	136,297	127,704	49,598		90,192	267,494
Salaries Overtime	-	-	-				-
Salaries - CR.Re:S.T.D.	-	-	-				-
Salaries - Part Time/Temporary	-	-	-				-
Total Salaries and Wages	127,704	136,297	127,704	49,598	-	90,192	267,494
Benefits:							
Total Benefits	40,736	39,860	40,736	11,795	-	32,522	85,053
General Expenses:							
Office Supplies	500	595	500			2,000	2,500
Mobile Devices	264	-	264			480	744
Memberships	2,500	-	2,500				2,500
Training and Professional Development	2,000	-	2,000			750	2,750
Travel and Mileage	500	-	500				500
Meeting Expenses	100	-	100				100
Miscellaneous	-	-	-			5,900	5,900
Legal Fees	-	-	-				-
Professional Fees	-	-	-				-
Total General Expenses	5,864	595	5,864	-	-	9,130	14,994
Other Expenses:							
Total Other Expenses	-	-	-	-	-	-	-
Total Expenses	174,304	176,751	174,304	61,393	-	131,844	367,541
Total Operating Expenses and Transfers	174,304	176,751	174,304	61,393	-	131,844	367,541
Net Operating Budget	174,304	176,751	174,304	61,393	-	131,844	367,541

Incr/(Decr) from 2022

110.9%

Town of Amherstburg
 Department:
 Budget Centre:
 2023 Budget
 Year ending December 31, 2023

Infrastructure Services
 Drainage

	2022 Total Budget	2022 Nov YTD Actuals	2023 Base Budget	Request - Base Budget	Request - One Time	Request-Enhancement	2023 Total Budget
Revenue:							
Recoveries - Landowners	1,745,000	-	1,745,000	385,000			2,130,000
Grants							
Provincial Grant - Drainage Superintending	53,000	110,213	53,000	9,000			62,000
Provincial Grant - Drain Maintenance	30,000	-	30,000	10,000			40,000
Provincial Grant - Drainage Construction	120,000	-	120,000	100,000			220,000
Recoveries							
Recoveries - Debenture Repayment	1,152	-	1,152				1,152
Tile Loans on Taxes	5,068	5,068	5,068				5,068
Other							
Inspection Fees - Tile Loans	-	-	-	500			500
Permit Fee-Drainage Entrance permit	2,500	-	2,500	(2,500)			-
Drainage Apportionments	5,000	-	5,000				5,000
Total Revenue	1,961,720	115,281	1,961,720	502,000	-	-	2,463,720
Expenses:							
Salaries and Wages:							
Salaries - Full Time	100,077	88,144	100,077	2,001			102,078
Salaries - Overtime	6,500	259	6,500	-			6,500
Total Salaries and Wages	106,577	88,402	106,577	2,001	-	-	108,578
Benefits:							
Total Benefits	34,340	31,697	34,340	1,399	-	-	35,739
General Expenses:							
Clothing	500	-	500				500
Mobile Devices	500	326	500	100	600		1,200
Memberships	475	270	475				475
Training and Professional Development	1,500	346	1,500				1,500
Write-offs	5,000	-	5,000				5,000
Total General Expenses	7,975	942	7,975	100	600	-	8,675
Equipment and Vehicles:							
Gasoline	2,000	-	2,000				2,000
Vehicle and Equipment Maintenance	1,000	-	1,000				1,000
GPS		359	399				399
Small Equipment	1,000	132	1,000				1,000
Vehicle Licences	150	-	150				150
Total Equipment and Vehicles	4,150	491	4,549	-	-	-	4,549
Other Expenses							
Drain Construction	1,715,000	-	1,715,000	445,000			2,160,000
Drain Maintenance	180,000	-	180,000	50,000			230,000
	1,895,000	-	1,895,000	495,000	-	-	2,390,000
Debt Repayment							
Tile Drainage Debt - Principal	4,781	3,253	4,943				4,943
Tile Drainage Debt - Interest	287	241	125				125
Total Debt Charges	5,068	4,646	5,068	-	-	-	5,068
Total Expenses	2,053,110	126,178	2,053,509	498,500	600	-	2,552,609
Total Operating Expenses and Transfers	2,053,110	126,178	2,053,509	498,500	600	-	2,552,609
Net Operating Budget	91,390	10,897	91,789	(3,500)	600	-	88,889
Incr/(Decr) from 2022							-0.2%

Town of Amherstburg

Department:

Budget Centre:

2023 Budget

Year ending December 31, 2023

Infrastructure Services

Public Works

	2022 Total Budget	2022 Nov YTD Actuals	2023 Base Budget	Request - Base Budget	Request - One Time	Request-Enhancement	2023 Total Budget
Revenue:							
Recoveries - Wastewater expenses	600,200	550,183	600,200				600,200
Recoveries - Water expenses	93,300	85,525	93,300				93,300
Recoveries - Pelee Drainage Superint	35,000	25,625	35,000				35,000
Fee Revenue	40,500	72,501	40,500				40,500
Service Charges	5,000	10,359	5,000				5,000
TRANSIT Revenue		2,271		60,000			60,000
Total Revenue	774,000	784,418	774,000	60,000	-	-	834,000
Expenses:							
Salaries and Wages:							
Salaries - Full Time	1,185,167	1,034,367	1,185,166	61,915			1,247,082
Salaries - Overtime	50,000	54,980	50,000	-			50,000
Salaries - Part Time/Temporary	79,638	76,976	79,639	3,624			83,262
Total Salaries and Wages	1,314,805	1,158,619	1,314,805	65,539	-	-	1,380,344
Benefits:							
Total Benefits	427,838	388,302	427,838	34,845	-	-	462,683
General Expenses:							
Uniforms	8,000	7,288	8,500				8,500
Office Supplies	5,000	6,599	5,000				5,000
Mobile Devices	5,200	4,398	5,200	1,400			6,600
Memberships	3,000	1,147	3,000				3,000
Training and Conferences	21,500	2,875	22,500				22,500
Professional Fees	147,000	9,545	22,000		38,615		60,615
Property Taxes	4,000	3,801	4,000				4,000
Total General Expenses	193,700	35,774	70,200	1,400	38,615	-	110,215
Equipment and Vehicles:							
Radio Maintenance	9,400	9,125	9,400				9,400
Vehicle and Equipment - Fuel	195,000	239,509	195,000				195,000
Vehicle and Equipment - Maintenance	140,000	154,075	140,000				140,000
GPS		9,203			9,954		9,954
Vehicle Licences	20,000	10,946	20,000				20,000
Small Equipment	16,500	17,228	16,500				16,500
Equipment Rental	5,000	7,127	5,000				5,000
Total Equipment and Vehicles	385,900	447,213	395,854	-	-	-	395,854
Road Maintenance:							
West Nile Virus Prevention	7,000	-	7,000				7,000
Municipal Drain Expense	190,000	111,685	165,000	(5,000)			160,000
Road Maintenance	756,050	800,330	756,050	15,000			771,050
Railway Crossings	3,700	3,487	3,700				3,700
Culverts and Bridges	25,000	21,495	25,000				25,000
Storm and Sewer Drains	110,000	162,494	107,500				107,500
Sidewalk Maintenance and Repairs	75,000	88,444	75,000	35,000			110,000
Total Road Maintenance	1,166,750	1,187,934	1,139,250	45,000	-	-	1,184,250
Traffic Signal Maintenance:							
Traffic Signal Maintenance	20,000	2,249	20,000				20,000
Traffic Signs and Devices	55,000	111,667	55,000	25,000			80,000
Utilities for Traffic Control	15,000	-	15,000				15,000
Total Traffic Signal Maintenance - Pub	90,000	113,916	90,000	25,000	-	-	115,000
Traffic Street Light Maintenance:							
Streetlights - Utilities	110,000	118,847	110,000				110,000
General Maintenance	40,000	1,204	40,000				40,000
Total Street Light Maintenance	150,000	120,051	150,000	-	-	-	150,000
Tree Maintenance:							
Tree Trimming	75,000	-	75,000				75,000
Tree and Stump Removal	30,000	113,281	30,000	20,000			50,000
Tree Planting	30,000	-	30,000	20,000			50,000
Total Tree Maintenance	135,000	113,281	135,000	40,000	-	-	175,000

Town of Amherstburg
 Department:
 Budget Centre:
 2023 Budget
 Year ending December 31, 2023

Infrastructure Services
 Public Works

	2022 Total Budget	2022 Nov YTD Actuals	2023 Base Budget	Request - Base Budget	Request - One Time	Request-Enhancement	2023 Total Budget
Other Expenses							
Mosquito Control Program	55,000	45,488	55,000				55,000
Transit expense	80,000	112,661			200,000		200,000
Total Other Expenses	135,000	158,148	55,000	-	200,000	-	255,000
Solid Waste							
Total Solid Waste	1,509,700	1,495,871	1,509,700	51,500	-	-	1,561,200
Total Expenses	5,508,693	5,219,110	5,287,647	263,284	238,615	-	5,789,546
Debt Charges							
Total Debt Charges	371,522	340,562	371,522	-	-	-	371,522
Transfer to (from) Reserves							
Transfer from Reserves	(200,000)	-			(238,615)		(238,615)
Transfer to Reserve - Plans and Studies	45,000	41,250	45,000				45,000
Transfer to Reserve - Streetlights	12,000	11,000	12,000				12,000
Transfer to Reserve - Fleet	550,000	504,163	550,000				550,000
Total Reserve Transfers	407,000	502,087	607,000	-	(238,615)	-	368,385
Total Operating Expenses and Transfers	6,287,215	6,061,759	6,266,169	263,284	-	-	6,529,453
Net Operating Budget	5,513,215	5,277,341	5,492,169	203,284	-	-	5,695,453
Incr/(Decr) from 2022							3.3%

Town of Amherstburg
 Department:
 Budget Centre:
 2023 Budget
 Year ending December 31, 2023

**Infrastructure Services
 Water**

	2022 Total Budget	2022 Nov YTD Actuals	2023 Base Budget	Request - Base Budget	Request - One Time	Request-Enhancement	2023 Total Budget
REVENUES:							
Sale of Water	5,732,607	5,403,942	6,021,967				6,021,967
Filling Station Revenue	4,000	29,350	4,000				4,000
WATER - NEW CONNECTION FEES	147,897	200,782	147,897				147,897
Water Tower Licence Agreement Leases	18,633	21,600	18,633				18,633
Investment Income	10,000	66,014	10,000				10,000
Total Revenues	5,913,137	5,743,644	6,202,497	-	-	-	6,202,497
EXPENSES:							
Salaries and Wages							
Salaries - Full Time	853,613	726,561	853,613	33,660			887,273
Salaries - Overtime	27,500	38,955	27,500	-			27,500
Salaries - Part Time/Temporary	21,034	12,217	21,034	1,227			22,261
Total Salaries and Wages	902,147	777,733	902,147	34,887	-	-	937,034
Benefits							
Total Benefits	344,061	290,258	344,061	21,524	-	-	365,585
General Expenses							
Clothing	9,300	11,399	8,800	2,700			11,500
Training and Conferences	14,000	13,925	14,000				14,000
Cost Allocation - Operating Expenses	93,300	85,525	93,300				93,300
Cost Allocation - Overhead	692,500	634,792	692,500				692,500
Office Supplies	1,000	1,616	1,000				1,000
Advertising	750	283	750				750
Professional Fees	40,000	7,937	25,000				25,000
Mobile Devices	2,600	1,325	2,600	1,680			4,280
Memberships	1,000	2,700	1,000				1,000
MISCELLANEOUS - WATER DEPT		238					-
Locating				10,000			10,000
Conservation Authority Levy	60,000	52,830	60,000				60,000
Total General Expenses	914,450	845,144	898,950	14,380	-	-	913,330
Building Expenses							
General Insurance	151,900	156,577	151,900	59,452			211,352
Utilities	210,000	205,845	210,000				210,000
General Maintenance	7,000	7,140	7,000				7,000
Property Taxes	28,000	39,987	28,000				28,000
Total Building Expenses	396,900	409,549	396,900	59,452	-	-	456,352
Equipment and Vehicles							
Radio Maintenance	9,400	8,668	9,400				9,400
Professional Fees		32,575					
Vehicle and Equipment Maintenance	17,000	23,594	17,000				17,000
Service Agreement - Radios	-	-	3,583				3,583
Fuel and Chemicals	75,000	45,701	75,000	58,000			133,000
Miscellaneous Water Equipment	20,000	14,432	20,000				20,000
Collection and Billing Expense	180,000	143,138	180,000				180,000
Total Equipment and Vehicles	301,400	268,108	304,983	58,000	-	-	362,983
Contracted Services							
Contract OCWA	800,900	734,152	800,900	63,802			864,702
OCWA Maintenance Items	50,000	140,643	50,000				50,000
Total Contracted Services	850,900	874,795	850,900	63,802	-	-	914,702
Service Maintenance							
Service Maintenance	103,000	163,091	103,000	17,000			120,000
Main Maintenance	60,000	46,632	60,000				60,000
Backflow Prevention	27,000	28,688	27,000				27,000
Water Meter Repairs and Maintenance	85,000	132,299	85,000	15,000			100,000
Sample Station Repairs and Maintenance	2,000	2,678	2,000				2,000
Water Valve Repair and Maintenance	19,000	42,619	19,000	11,000			30,000
Blowoff Repairs and Maintenance	3,000	4,179	3,000				3,000
Fire Hydrant Repair and Maintenance	14,000	31,238	14,000				14,000
Coin Operated Filling Stations (2)	3,000	-	3,000				3,000
Total Service Maintenance	316,000	451,424	316,000	43,000	-	-	359,000

Town of Amherstburg
 Department:
 Budget Centre:
 2023 Budget
 Year ending December 31, 2023

**Infrastructure Services
 Water**

	2022 Total Budget	2022 Nov YTD Actuals	2023 Base Budget	Request - Base Budget	Request - One Time	Request-Enhancement	2023 Total Budget
Water Programs							
DWQMS Audit expenses	5,000	1,758	5,000				5,000
Water Conservation Program	1,500	-	1,500				1,500
Total Water Programs	6,500	1,758	6,500	-	-	-	6,500
Total Expenses before Reserves and Debt Cha	4,032,358	3,918,769	4,020,441	295,045	-	-	4,315,486
Transfer to/(from) Reserves							
Total Transfer to Reserve - Water	(818,339)	1,443,392	(528,979)	753,979	1,317,632	-	1,542,632
Debt Charges - Water							
Total Debt Charges - Water	354,379	324,847	344,379	-	-	-	344,379
Total Operating Expenses and Transfers	3,568,398	5,687,008	3,835,841	1,049,024	1,317,632	-	6,202,497
Net Operating Budget (Surplus)	(2,344,739)	(56,636)	(2,366,656)	1,049,024	1,317,632	-	(0)

Town of Amherstburg
 Department:
 Budget Centre:
 2023 Budget
 Year ending December 31, 2023

**Infrastructure Services
 Wastewater**

	2022 Total Budget	2022 Nov YTD Actuals	2023 Base Budget	Request - Base Budget	Request - One Time	Request-Enhancement	2023 Total Budget
REVENUES:							
Locals - Sewer	306,701	305,620	306,701				306,701
Locals - Sewer Front and C.	1,646	1,646	1,646				1,646
McGregor Lagoon Joint Use Agreement	24,000	22,000	24,000				24,000
Sewage Surcharge	6,906,900	6,613,118	6,670,612				6,670,612
Sanitary Sewer - Misc	105,000	111,130	105,000	(24,000)			81,000
Interest Income - Bank Account	10,000	14,505	10,000				10,000
Total Revenue	7,354,247	7,068,020	7,117,959	(24,000)	-	-	7,093,959
EXPENSES:							
Sanitary Sewer Collection System (SSCS)							
Building							
General Insurance	206,150	204,674	206,150	67,590			273,740
Property Taxes	85,000	-	85,000				85,000
Total Building	291,150	204,674	291,150	67,590	-	-	358,740
General Expenses							
Cost allocation -Overhead	241,600	221,467	241,600				241,600
Cost allocation - operating expenses	600,200	550,183	600,200				600,200
Professional Fees	45,000	54,005	30,000				30,000
Collection and Billing Expense	13,000	10,774	13,000				13,000
Total General Expenses - SSSC	899,800	836,429	884,800	-	-	-	884,800
Environmental Services							
General Maintenance	15,000	16,353	15,000				15,000
Sewer Flushing	40,000	55,510	40,000				40,000
Service Connection Inspection and Camera	2,000	1,292	2,000				2,000
Service Connection Repair and Maintenance	35,000	35,525	35,000				35,000
Fuel and Chemicals	202,500	103,138	202,500				202,500
Maintenance - Inflow and Infiltration	360,000	70,314	360,000				360,000
Manhole Cleaning and Maintenance	10,000	20,667	10,000				10,000
Total Environmental Services - SSSC	664,500	302,799	664,500	-	-	-	664,500
Total Expenses - Sanitary Sewage Collection Syst	1,855,450	1,343,902	1,840,450	67,590	-	-	1,908,040
Amherstburg Sanitary Sewer Treatment System (ASSTS)							
General							
Utilities	335,000	415,751	335,000				335,000
Property Taxes	8,000	-	8,000				8,000
Total General - ASSTS	343,000	415,751	343,000	-	-	-	343,000
Environmental Services							
Sludge - Landfill Tipping Fees	70,000	96,355	70,000				70,000
Contract OCWA - A'burg Plant	483,100	442,821	483,100	38,648			521,748
OCWA Maintenance Items	110,000	133,778	110,000				110,000
OCWA After Hour Call In	25,000	3,806	25,000				25,000
Total Environmental Services - ASSTS	688,100	676,760	688,100	38,648	-	-	726,748
Total Expenses - Amherstburg Sanitary Sewer Tre	1,031,100	1,092,511	1,031,100	38,648	-	-	1,069,748
McGregor Sewage Lagoon System (MSLS)							
Building							
Utilities	22,000	-	22,000				22,000
Property Taxes	2,500	-	2,500				2,500
Total Building Expenses - MSLS	24,500	-	24,500	-	-	-	24,500
Environmental Services							
Contract OCWA - McGregor	119,300	109,321	119,300	9,541			128,841
OCWA Plant Maintenance Items	35,000	49,879	35,000				35,000
OCWA After Hour Call In	10,000	11,190	10,000				10,000
Total Environmental Services - MSLS	164,300	170,390	164,300	9,541	-	-	173,841
Total Expenses - McGregor Sewage Lagoon Syste	188,800	170,390	188,800	9,541	-	-	198,341

Town of Amherstburg
 Department:
 Budget Centre:
 2023 Budget
 Year ending December 31, 2023

**Infrastructure Services
 Wastewater**

	2022 Total Budget	2022 Nov YTD Actuals	2023 Base Budget	Request - Base Budget	Request - One Time	Request-Enhancement	2023 Total Budget
Edgewater Sewage Lagoon System (ESLS)							
Building							
Utilities	27,000	23,318	27,000				27,000
Property Taxes	35,000	148,511	35,000				35,000
Total Building - ESLS	62,000	171,829	62,000	-	-	-	62,000
Environmental Services							
Contract OCWA - Edgewater	118,200	108,317	118,200	9,456			127,656
Lagoon Treatment	-	-	-				-
OCWA Plant Maintenance Items	45,000	38,415	45,000				45,000
OCWA After Hour Call In	5,000	747	5,000				5,000
OCWA Meyers Pump Stations	10,000	12,761	10,000				10,000
Total Environmental Services - ESLS	178,200	160,239	178,200	9,456	-	-	187,656
Total Expenses - Edgewater Sewage Lagoon Syst	240,200	332,068	240,200	9,456	-	-	249,656
Big Creek Sewage Treatment and Collection System (BIGCR)							
Building							
Utilities	24,000	2,073	24,000				24,000
Total Building - Big Creek	24,000	2,073	24,000	-	-	-	24,000
Environmental Services							
Contract OCWA - Big Creek Plant	135,000	123,691	135,000	10,799			145,799
OCWA Plant Maintenance Items	12,500	19,396	12,500				12,500
OCWA After Hour Call In	5,000	729	5,000				5,000
Total Environmental Service - Big Creek	152,500	143,817	152,500	10,799	-	-	163,299
Total Expenses - Big Creek Sewage Treatment and	176,500	145,890	176,500	10,799	-	-	187,299
McLeod SBR Sewage Treatment and Collection System (McLeod)							
Building							
Utilities	73,300	-	73,300				73,300
Property Taxes	21,000	-	21,000				21,000
Total Building - McLeod	94,300	-	94,300	-	-	-	94,300
Environmental Services							
Contract OCWA - McLeod Plant	153,800	140,974	153,800	12,305			166,105
OCWA Plant Maintenance Items	30,000	37,711	30,000				30,000
OCWA After Hour Call In	12,000	2,915	12,000				12,000
Total Environmental Services - McLeod	195,800	181,600	195,800	12,305	-	-	208,105
Total Expenses - McLeod Sewage Treatment and	290,100	181,600	290,100	12,305	-	-	302,405
Boblo Island Sewage Treatment System							
Building							
Utilities	22,000	-	22,000				22,000
Total Building - Boblo	22,000	-	22,000	-	-	-	22,000
Environmental Services							
Contract OCWA - Boblo Plant	123,500	113,166	123,500	9,876			133,376
OCWA Plant Maintenance Items	15,000	9,974	15,000				15,000
OCWA After Hours Call In	2,200	-	2,200				2,200
Total Environmental Service - Boblo	140,700	123,140	140,700	9,876	-	-	150,576
Total Expenses - Boblo Island Sewage Treatment	162,700	123,140	162,700	9,876	-	-	172,576
Total Expenses before Reserves and Debt Charge	3,944,850	3,389,500	3,929,850	158,215	-	-	4,088,065
Capital/Reserve Transfers							
Transfer to Reserves	515,819	751,707	279,531	441,586			721,117
Transfer to Reserves	25,000	-	25,000				25,000
Transfer to Reserve -Life Cycle	250,000	-	250,000				250,000
Transfer from Reserve -Working Capital	(1,451,197)	-	(1,451,197)	1,451,197			-
	(660,378)	751,707	(896,666)	1,892,783	-	-	996,117
Debt Charges - Wastewater							
Total Debt Charges - Wastewater	2,312,679	2,119,956	2,009,777	-	-	-	2,009,777
Total Expenses - Wastewater Department	5,597,151	6,261,162	5,042,961	2,050,998	-	-	7,093,959
Net Operating Budget (Surplus)	(1,757,096)	(806,858)	(2,074,998)	2,074,998	-	-	(0)